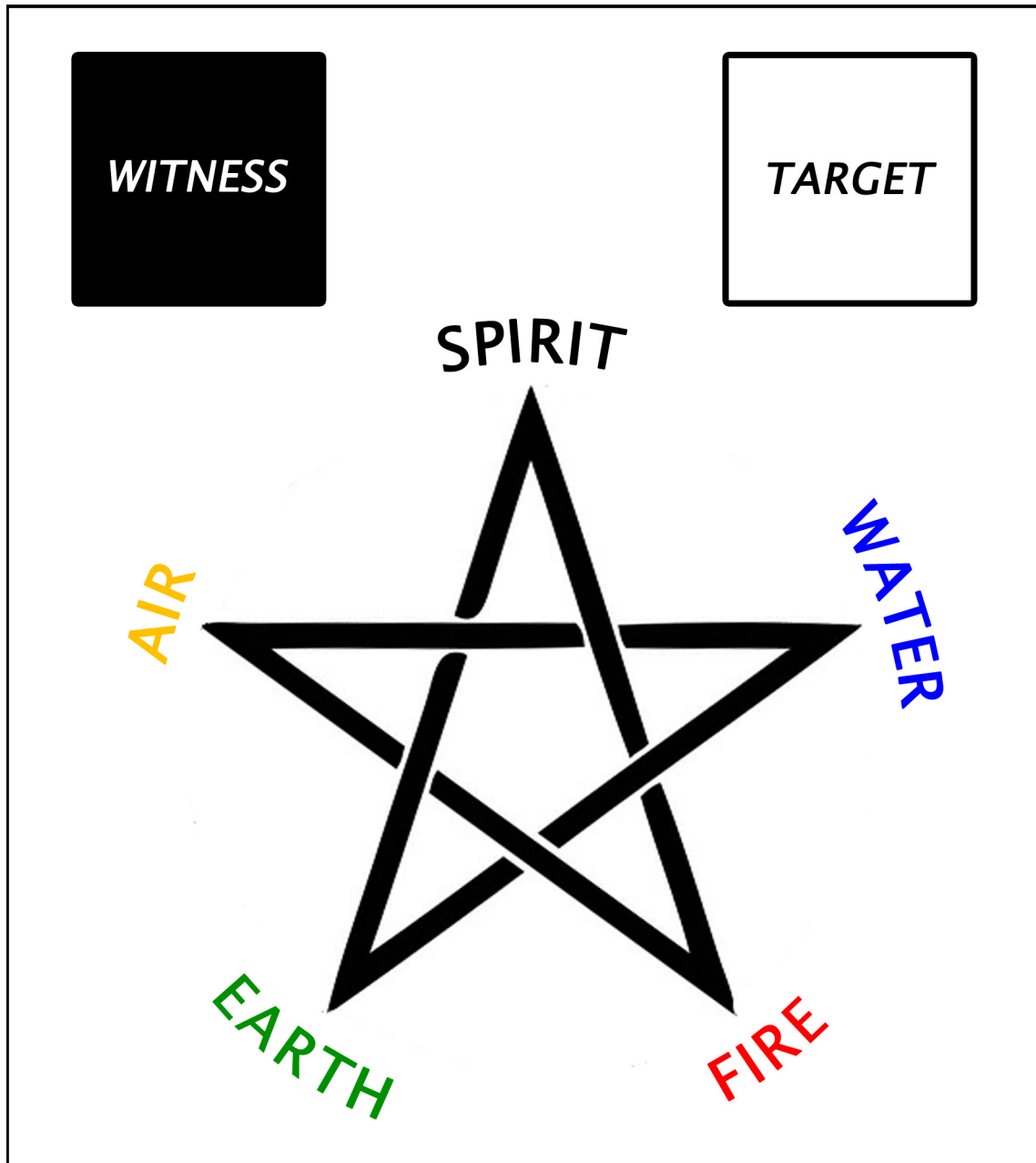
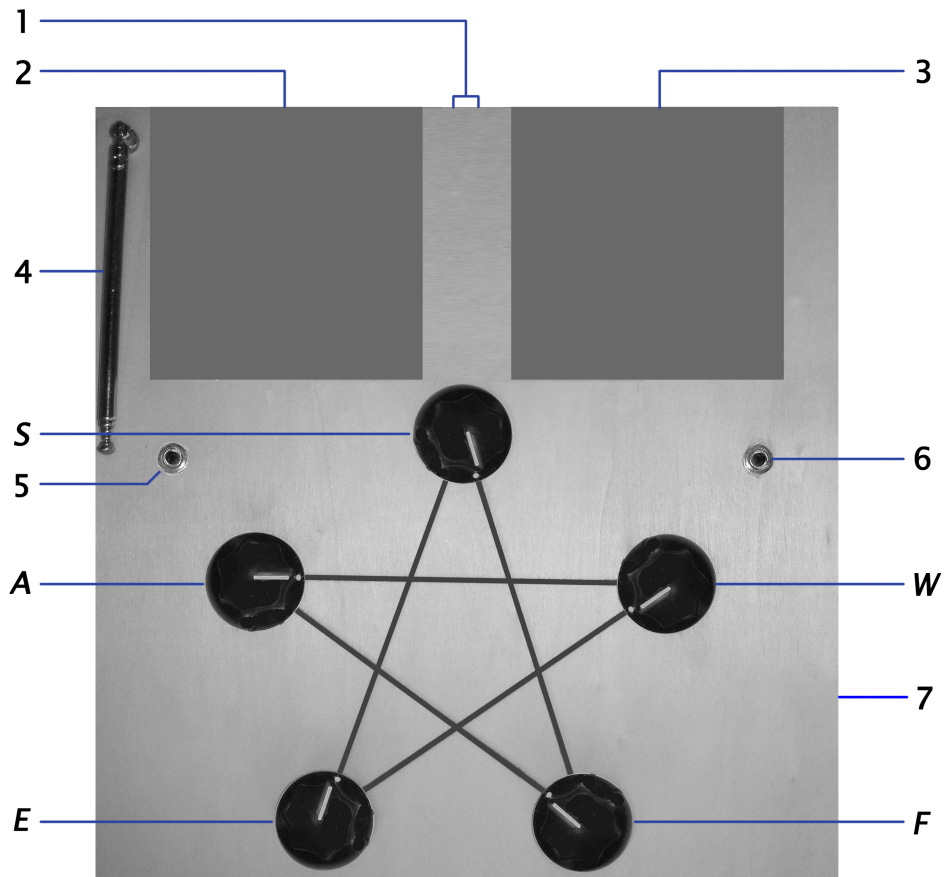


How to Use The Pentagram Psionic Machine





1. POWER SOCKET (Premium model)

2. COPPER "WITNESS" PLATE

3. COPPER "TARGET" PLATE

4. ANTENNA (Premium model)

5. WITNESS SOCKET

6. TARGET SOCKET

7. WOODEN BOX

S. "SPIRIT" DIAL (all dials shown here at minimum setting)

F. "FIRE" DIAL

A. "AIR" DIAL

W. "WATER" DIAL

E. "EARTH" DIAL

Psionic Instructions & Options

Thanks for purchasing a Pentagram Psionic Machine! Its natural components – wood, crystals, copper, and electricity – will amplify your feelings and intent about a matter and enable you to make your wishes come true.

We recommend that you first ritually cleanse and consecrate your new machine according to the instructions under "Witch Tips", below.

Then, use the following easy tutorial to get started exploring its many virtues:

1). Face the direction associated with an Element that you feel is either plaguing you, or that you want to confront in order resolve a dilemma or speed a spell to fruition.

Here's a goodly cheat-sheet to consider (for many more magical correspondences, read *The Goodly Spellbook: Olde Spells For Modern Problems*).

East – Argument, doubt, worry, confusion, resolve, wisdom, memory, speech, authorship, attitude, inspiration, rumor, communication, astral travel

South – Conflict, strife, strength, force, will, action, ire, love/hate, travel, exploration, risk

West – Grief, fear, dreams, addiction/temperance, harmony, contentment, compassion

North – Health, wealth, home, occupation, objects, security, safety

2). Plug in the machine (Premium model only) or link two or more together with optional crossover cable(s), then raise the antenna; or use it *without* electricity or antenna if desired or if using a Basic model. Most users report faster results with a machine that is plugged in.

3). If using an optional stick-plate, plug it in to either the LEFT "witness" socket or the RIGHT "target" socket. Connecting it to the target is the more usual method, but you can experiment with both.

4). Place 2 tokens on your psi-machine – 1 small object, drawing, or spell scroll, etc. that represents your problem or need on the LEFT “witness” plate, and another, different token that represents your desired outcome on the RIGHT “target” plate.

General Dial Twist Options

Turn each of the 5 dials as you feel inclined, in order to manifest your Witchy will. If you are using a stick-plate, rub it gently with one or more fingertips of one hand while slowly turning each dial with the other hand; when your fingertips seem to "stick" on the plate as if encountering friction, stop turning the dial.

Rightward to:

Attract good luck; compel others to view things your way; defend yourself; attack a problem; acquire; gain; get; succeed; vindicate; power; assertiveness, respect; grace; peace

Leftward to:

Break a curse; banish a problem; negate a mistake; dispel negativity; forgive; accept; relief; keep secret; escape; forget; anonymity; solitude

Examples

Poverty plagues Paul. To acquire a comfy home, food, and love, he: Faces North, places his 2 tokens on their appropriate plates, then turns all dials LEFT to stop the pattern, and then turns dials RIGHT to initiate a better pattern.

Love eludes Elaine. To conjure a worthy mate, she: Faces South, places her 2 tokens on their appropriate plates, then turns all dials LEFT to vanquish her fears, and then turns the Earth, Fire, and Water dials UPRIGHT.

Health evades Heath. To relieve a chronic condition, he: Faces West and turns all dials DOWNWARD, then rightward.

Amy is ambitious. To attract fame, she: Faces East and turns all dials RIGHTWARD.

Witch Tips

Ritually cleanse and consecrate your new psi-machine by first rotating all five dials as far left as they will go. Then, do any or all of the following:

A) Pass the machine three times through the smoke of burning incense or sage.

B) Sprinkle salt on the bottom of a tray large enough to fit the machine, cover the salt layer with a thin cloth or paper towel, and lay the machine on top, leaving it there for a while (ideally overnight).

C) Dedicate your machine to Divine purpose by chanting the names of your chosen Deities over it, or the sacred vowel sequence IEAOU (pronounced "EE-EH-AH-OH-OO").

Since the machine can be sensitive to stray or leftover energies, many psionic practitioners consider it a good practice to cleanse it again after you've used it several times, or if it has sat unused for an extended period. It's also recommended that you operate and store it in a place that's isolated from the activity of daily life, such as a rarely used room or outbuilding.

Turning each dial all the way left sets each Element to its minimum; all the way right, to its maximum. Before using a Pentagram Psionic Machine for a new spell, we "zero-out" the dials leftward first, to "clear" the machine. Then, Lady Passion likes to assert her Witchy will by turning one or more dials as the spirit moves her, depending on the issue. *Diuvei prefers to use the stick-plate method, meditating on the role of each Element in the issue in turn as he adjusts the dial.

Use your emotions and intuition about any matter to fuel your survival, thrival instincts.

Linking machines boosts energy output and allows two or more users to work together.


Don't keep your spell tokens in open view atop your machine. When you've expended your magical energy using the psi machine, dispense with them – let the God/desses sort it out – using flushing, burial, burning, or whatnot. If you choose to keep the spell running on the machine for an extended time, be sure to keep the machine oriented in the same direction as when you began the spell: The psionic machine is sensitive to the Earth's electromagnetic field.

You can associate the 5 dials with the Five Chinese Elements (五種流行之氣) instead of the Western ones, as the following diagrams show. Just be sure to choose one system or the other when you start using a new machine, and stay with it consistently on that machine.

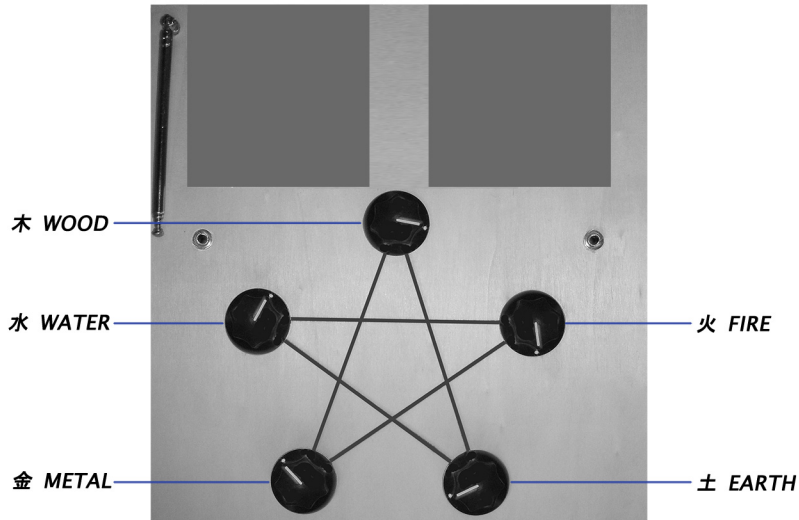
Feel free to decorate your machine's box with magical symbols. We don't recommend altering the copper plates, however.

More Diagrams

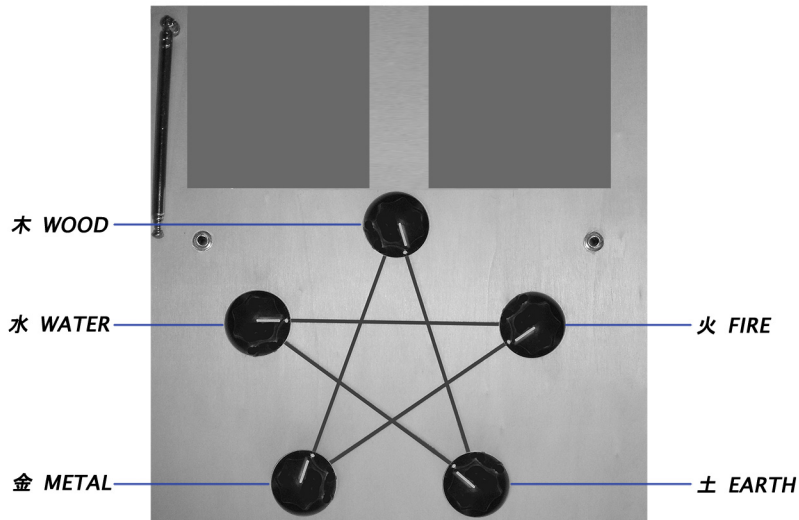
MAXIMUM DIAL SETTINGS



五行 相生 CHINESE ELEMENTS: "CREATIVE" ORDER



五行 相克 CHINESE ELEMENTS: "DESTRUCTIVE" ORDER



Further Resources

(Note that "psionics", "radionics", and "eloptic energy" are among the many different names for the same phenomenon.)

- ★ [*The Secret Art: A Brief History of Radionic Technology for the Creative Individual*](#), Duncan Laurie (Anomalist Books, 2009),

available at: Oldenwilde Recommended Witchcraft Books,
<http://oldenwilde.org/blog/oldenwilde-recommended-pagan-wicca-witchcraft-books/secret-art-radionics/>

- ★ *Elementary Psionics*, by Charles W. Cosimano, free PDF at:
<http://www.charlescosimano.com/uploads/2/7/5/1/2751618/basicpsionics.pdf>
- ★ "Eloptic Energy", including a 1977 interview with influential psionics researcher/inventor T. Galen Hieronymus, at:
<http://www.life-enthusiast.com/eloptic-energy-a-962.html>